


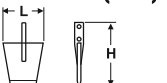


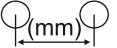

VANGHE

SPADES - BECHES - SPATEN - AZADAS

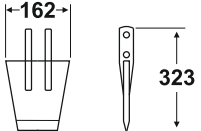
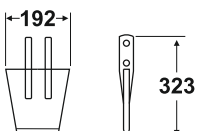
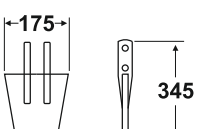
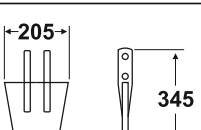
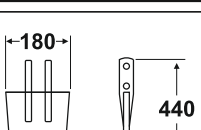
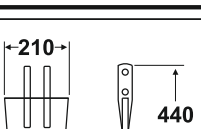
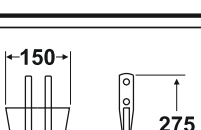


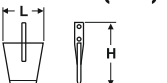


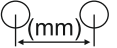

WE FE G M A V



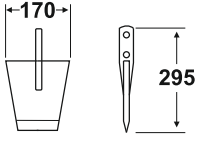
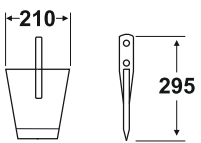
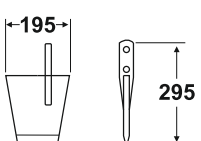
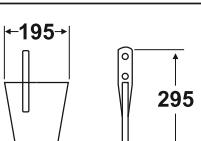
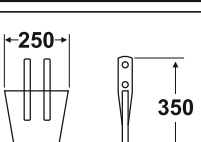
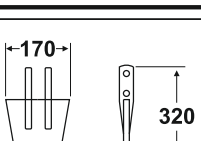
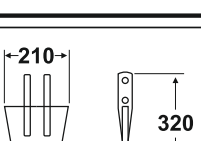
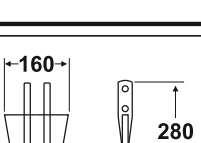
Codice Ref. Re. Codigo	Marca e descrizione modello Brand name and model description Constructeur et description du modèle Marke und Modell Beschreibung Marca y modelo de descripción	Quote/ Dimensions Abmessungen Dimensiones (mm) 	Piatto Plate Platte Plaque 	Curvatura Curvature Corbure Krummung 	Foro Hole Trou Locher Hoyos Ø (mm)	Interasse Cent. Distance Achsenabstand Distancia entre ejes 	Peso Weight Gewicht Poids 
------------------------	--	---	---	--	---	---	---

CELLI

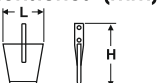




VCEL01	NY STRETTA Cod Orig: 161516		-	-	14.5	70	3550
VCEL02	NY LARGA		-	-	14.5	70	3750
VCEL03	NZ STRETTA		-	-	16.5	75	3800
VCEL04	NZ LARGA		-	-	16.5	75	4200
VCEL05	NG STRETTA		-	-	18.5	110	8100
VCEL06	NG LARGA		-	-	18.5	110	9200
VCEL07	NX		-	-	12.5	60	2600

Codice Ref. Re. Codigo	Marca e descrizione modello Brand name and model description Constructeur et description du modèle Marke und Modell Beschreibung Marca y modelo de descripción	Quote/ Dimensions Abmessungen Dimensiones (mm) 	Piatto Plate Platte Plaque 	Curvatura Curvature Corbure Krummung 	Foro Hole Trou Locher Hoyos Ø (mm)	Interasse Cent. Distance Achsenabstand Distancia entre ejes 	Peso Weight Gewicht Poids 
------------------------	--	---	--	--	--	---	--

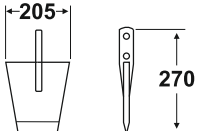
FALC

VFAL01	TORO MINITORO		-	-	14.5	60	2850
VFAL02	MINITORO SPECIAL TORO 1200 - 1700		-	-	14.5	60	3050
VFAL03D	VANGA ASIMMETRICA DX		-	-	14.5	60	3050
VFAL03S	VANGA ASIMMETRICA SX		-	-	14.5	60	3050
VFAL04	DRAGO		-	-	14.5	55	6750
VFAL05	LEOPARD TORO SPECIAL Cod. Orig: 360015		-	-	14.5	60	4900
VFAL06	LEOPARD 1700 LARGA Cod. Orig: 360014		-	-	14.5	60	5800
VFAL07	PANDA Cod. Orig: 210114		-	-	14.5	60	4000

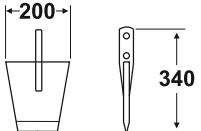
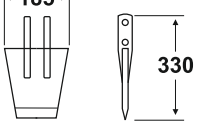
Tutti gli articoli sono di nostra produzione e non originali. Pesi e misure sono puramente indicativi e possono essere modificati senza preavviso. La riproduzione anche parziale del presente catalogo è vietata. All articles are of our production and not original. Weights and measures are approximate and may change without notice. Reproduction of this catalog is prohibited. Tous les articles sont fabriqués par nous-même et non d'origine. Les poids et mesurssont approximatifs et peuvent changer sans preavis. Alle artikel werden von uns selbst hergestellt und nicht original. Masse und gewichte sind richtwerte und kan ohne vorank undigung gendert werden.

Codice Ref. Re. Codigo	Marca e descrizione modello Brand name and model description Constructeur et description du modèle Marke und Modell Beschreibung Marca y modelo de descripción	Quote/ Dimensions Abmessungen Dimensiones (mm) 	Piatto Plate Platte Plaque 	Curvatura Curvature Corbure Krummung 	Foro Hole Trou Locher Hoyos Ø (mm)	Interasse Cent. Distance Achsenabstand Distancia entre ejes 	Peso Weight Gewicht Poids 
------------------------	--	---	---	--	---	---	---

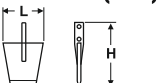


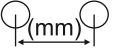

FALC

VFAL08	MINIDRAGO 1 SUPPORTO		-	-	14.5	60	2850
--------	-------------------------	---	---	---	------	----	------

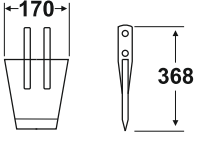
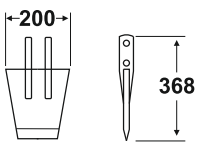
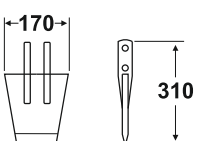
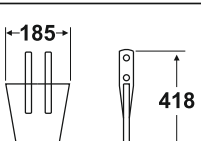
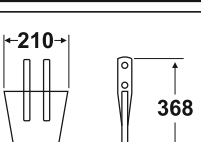
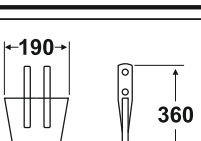
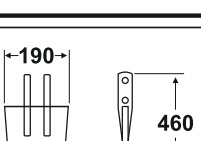
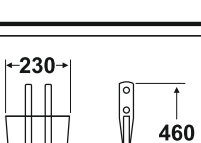
GRAMEGNA

VGRA01	V6/66		-	-	12.5	70	3600
VGRA02	TIPO LARGO		-	-	14.5	65	4000
VGRA03	V6/70		-	-	14.5	70	3600
VGRA04	SERIE B/BL Cod Orig: 1133		-	-	14.5	81	4500
VGRA05	SERIE 25/30 Cod Orig: 1885		-	-	12.5	70	3000
VGRA06	SERIE 25/30		-	-	16.5	90	4800

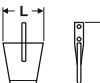


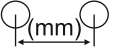
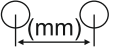

Tutti gli articoli sono di nostra produzione e non originali. Pesi e misure sono puramente indicativi e possono essere modificati senza preavviso. La riproduzione anche parziale del presente catalogo è vietata. All articles are of our production and not original. Weights and measures are approximate and may change without notice. Reproduction of this catalog is prohibited. Tous les articles sont fabriqués par nous-mêmes et non d'origine. Les poids et mesurages sont approximatifs et peuvent changer sans préavis. Alle artikel werden von uns selbst hergestellt und nicht original. Masse und gewichte sind richtwerte und kan ohne vorank undigung gendert werden.

Codice Ref. Re. Codigo	Marca e descrizione modello Brand name and model description Constructeur et description du modèle Marke und Modell Beschreibung Marca y modelo de descripción	Quote/ Dimensions Abmessungen Dimensiones (mm) 	Piatto Plate Platte Plaque 	Curvatura Curvature Corbure Krummung 	Foro Hole Trou Locher Hoyos Ø (mm)	Interasse Cent. Distance Achsenabstand Distancia entre ejes 	Peso Weight Gewicht Poids 
------------------------	--	---	--	--	--	---	--

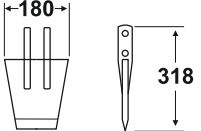
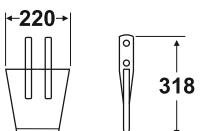
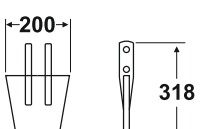
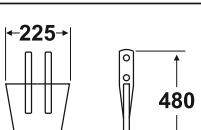
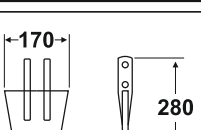
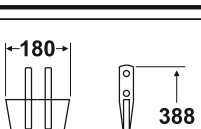
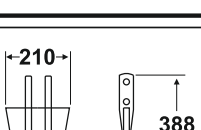
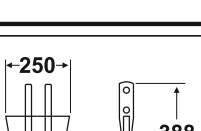
SELVATICI

VSEL01	TIPO 1 L - N - P		-	-	14.5	70	4600
VSEL02	TIPO 2 L - N - P		-	-	14.5	70	5000
VSEL03	TIPO 3 J - BL		-	-	14.5	70	2800
VSEL04	TIPO 4 SABBIA		-	-	14.5	70	6000
VSEL05	TIPO 5 RISAIA - KIWI		-	-	14.5	70	6400
VSEL06	TIPO 6 RISAIA - KIWI		-	-	14.5	70	5200
VSEL07	TIPO 7 E		-	-	18.5	110	8400
VSEL08	TIPO 8 E		-	-	18.5	110	9600

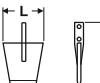


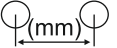

Tutti gli articoli sono di nostra produzione e non originali. Pesì e misure sono puramente indicativi e possono essere modificati senza preavviso. La riproduzione anche parziale del presente catalogo è vietata. All articles are of our production and not original. Weights and measures are approximate and may change without notice. Reproduction of this catalog is prohibited. Tous les articles sont fabriqués par nous-mêmes et non d'origine. Les poids et mesurages sont approximatifs et peuvent changer sans préavis. Alle artikel werden von uns selbst hergestellt und nicht original. Masse und gewichte sind richtwerte und kan ohne vorank undigung gendert werden.

Codice Ref. Re. Codigo	Marca e descrizione modello Brand name and model description Constructeur et description du modèle Marke und Modell Beschreibung Marca y modelo de descripción	Quote/ Dimensions Abmessungen Dimensiones (mm) 	Piatto Plate Platte Plaque 	Curvatura Curvature Corbure Krummung 	Foro Hole Trou Locher Hoyos Ø (mm) 	Interasse Cent. Distance Achsenabstand Distancia entre ejes 	Peso Weight Gewicht Poids 
------------------------	--	---	--	--	---	---	--

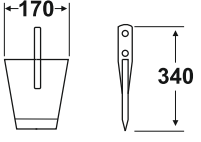
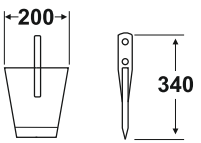
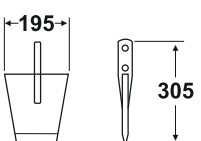
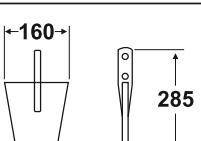
SELVATICI

VSEL09	TIPO 9 SASSI		-	-	14.5	70	4400
VSEL10	TIPO 10 SASSI		-	-	14.5	75	5000
VSEL11	TIPO 11 J - BL		-	-	14.5	70	3200
VSEL12	TIPO 12 SABBIA		-	-	14.5	70	7100
VSEL13	TIPO 13 MINI		-	-	14.5	60	2800
VSEL14	TIPO 14 BP - BS - S Cod Orig: 3391014		-	-	18.5	70	6200
VSEL15	TIPO 15 BP - BS - S		-	-	18.5	70	7200
VSEL16	TIPO 16 BP - BS - S		-	-	18.5	70	8200

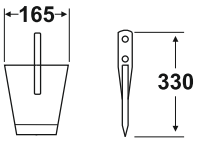
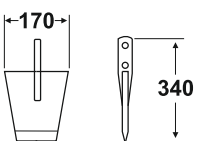
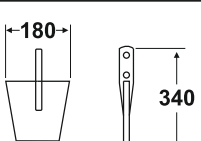
Tutti gli articoli sono di nostra produzione e non originali. Pesi e misure sono puramente indicativi e possono essere modificati senza preavviso. La riproduzione anche parziale del presente catalogo è vietata. All articles are of our production and not original. Weights and measures are approximate and may change without notice. Reproduction of this catalog is prohibited. Tous les articles sont fabriqués par nous-même et non d'origine. Les poids et mesurssont approximatifs et peuvent changer sans preavis. Alle artikel werden von uns selbst hergestellt und nicht original. Masse und gewichte sind richtwerte und kan ohne vorank undigung gendert werden.

Codice Ref. Re. Codigo	Marca e descrizione modello Brand name and model description Constructeur et description du modèle Marke und Modell Beschreibung Marca y modelo de descripción	Quote/ Dimensions Abmessungen Dimensiones (mm) 	Piatto Plate Platte Plaque 	Curvatura Curvature Corbure Krummung 	Foro Hole Trou Locher Hoyos Ø (mm)	Interasse Cent. Distance Achsenabstand Distancia entre ejes 	Peso Weight Gewicht Poids 
------------------------	--	---	--	--	--	---	--

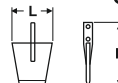





SICMA

VSIC01	VP TIPO STRETTO		-	-	14.5	70	3400
VSIC02	VP TIPO LARGO		-	-	14.5	70	3950
VSIC03	VL - VM		-	-	12.5	65	3500
VSIC04	TIPO NUOVO VM - V1003 Cod Orig: 4713117		-	-	12.5	65	2950

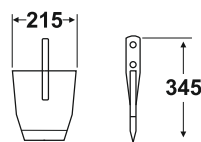
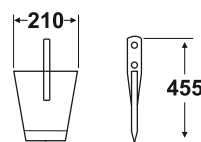
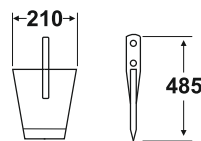
TORTELLA

VTOR01	TIPO LEGGERO 005 Cod Orig: 2981200		-	-	12.5	50	3200
VTOR02	TIPO STRETTO 105 Cod Orig: 2981410		-	-	14.5	65	3400
VTOR03	TIPO MEDIO 205 Cod Orig: 2981600		-	-	14.5	65	3750

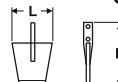


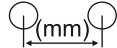

Tutti gli articoli sono di nostra produzione e non originali. Pesi e misure sono puramente indicativi e possono essere modificati senza preavviso. La riproduzione anche parziale del presente catalogo è vietata. All articles are of our production and not original. Weights and measures are approximate and may change without notice. Reproduction of this catalog is prohibited. Tous les articles sont fabriqués par nous-mêmes et non d'origine. Les poids et mesures sont approximatifs et peuvent changer sans préavis. Alle Artikel werden von uns selbst hergestellt und nicht original. Masse und Gewichte sind Richtwerte und können ohne Vorankündigung geändert werden.

Codice Ref. Re. Codigo	Marca e descrizione modello Brand name and model description Constructeur et description du modèle Marke und Modell Beschreibung Marca y modelo de descripción	Quote/ Dimensions Abmessungen Dimensiones (mm) 	Piatto Plate Platte Plaque 	Curvatura Curvature Corbure Krummung 	Foro Hole Trou Locher Hoyos Ø (mm) 	Interasse Cent. Distance Achsenabstand Distancia entre ejes 	Peso Weight Gewicht Poids 
------------------------	--	---	---	--	--	---	---

TORTELLA

VTOR04	TIPO LARGO 305 Cod Orig: 2981610		-	-	14.5	65	4050
VTOR05	TIPO 403		-	-	18.5	90	9400
VTOR06	TIPO 405		-	-	18.5	100	9800

Tutti gli articoli sono di nostra produzione e non originali. Pesi e misure sono puramente indicativi e possono essere modificati senza preavviso. La riproduzione anche parziale del presente catalogo è vietata. All articles are of our production and not original. Weights and measures are approximate and may change without notice. Reproduction of this catalog is prohibited. Tous les articles sont fabriqués par nous-même et non d'origine. Les poids et mesurssont approximatifs et peuvent changer sans preavis. Alle artikel werden von uns selbst hergestellt und nicht original. Masse und gewichte sind richtwerte und kan ohne vorank undigung gendert werden.

Codice Ref. Re. Codigo	Marca e descrizione modello Brand name and model description Constructeur et description du modèle Marke und Modell Beschreibung Marca y modelo de descripción	Quote/ Dimensions Abmessungen Dimensiones (mm) 	Piatto Plate Platte Plaque  (mm)	Curvatura Curvature Corbure Krummung 	Foro Hole Trou Locher Hoyos Ø (mm)	Interasse Cent. Distance Achsenabstand Distancia entre ejes  (mm)	Peso Weight Gewicht Poids  gr
---------------------------------	--	---	--	--	---	--	--

AGGIORNAMENTI

Tutti gli articoli sono di nostra produzione e non originali. Pesi e misure sono puramente indicativi e possono essere modificati senza preavviso. La riproduzione anche parziale del presente catalogo è vietata. All articles are of our production and not original. Weights and measures are approximate and may change without notice. Reproduction of this catalog is prohibited. Tous les articles sont fabriqués par nous-mêmes et non d'origine. Les poids et mesures sont approximatifs et peuvent changer sans préavis. Alle Artikel werden von uns selbst hergestellt und nicht original. Masse und Gewichte sind Richtwerte und können ohne Vorankündigung geändert werden.